



A handy guide for snapping
and uploading your pictures




Snap

How to take your pictures

It's quick and easy to use your phone
or tablet, alternatively you could use
a digital camera. If you're unsure just
drop us an email and we can help.

SIDE




BACK



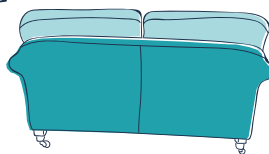
FRONT



FRONT



BACK



SIDE



We need these **3 photos** for each item you have purchased

They will help our team of expert sewers check we are able to make great fitting replacement covers.

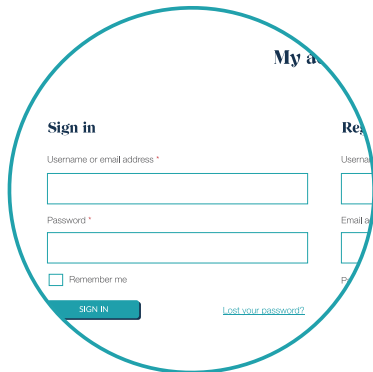


Over 60 years
experience making
sofa covers



Upload

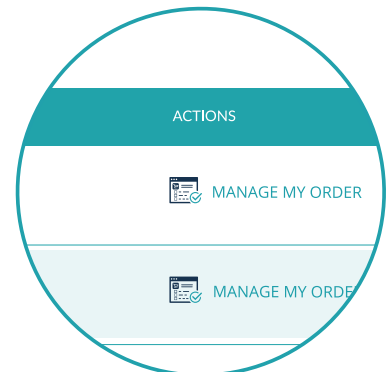
How to upload your pictures



Sign in to your customer account
www.covermyfurniture.com/my-account/



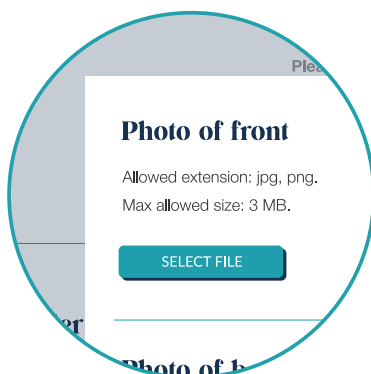
Click on “**manage orders**” button on the account screen



Click “**manage my order**” button on the order you want to manage



Click “**upload 3/3 photos**” button



Upload all 3 photos by clicking “**select file**” under each option



Once all 3 files have been uploaded click “**submit**”

Alternatively you can email your photos to us at orders@covermyfurniture.com



British made

All our sofa covers are made by our skilled team in Lancashire.

We're here to help



phone

01772 901507



email

orders@covermyfurniture.com

